

CHAPTER 11

PLACARDS AND MARKINGS

<i>Figure</i>	<i>Title</i>	<i>Page</i>
11-1	Placards and Markings	11.0
11-5	Placards and Markings	11.4
11-9	Placards and Markings (Japanese)	11.8

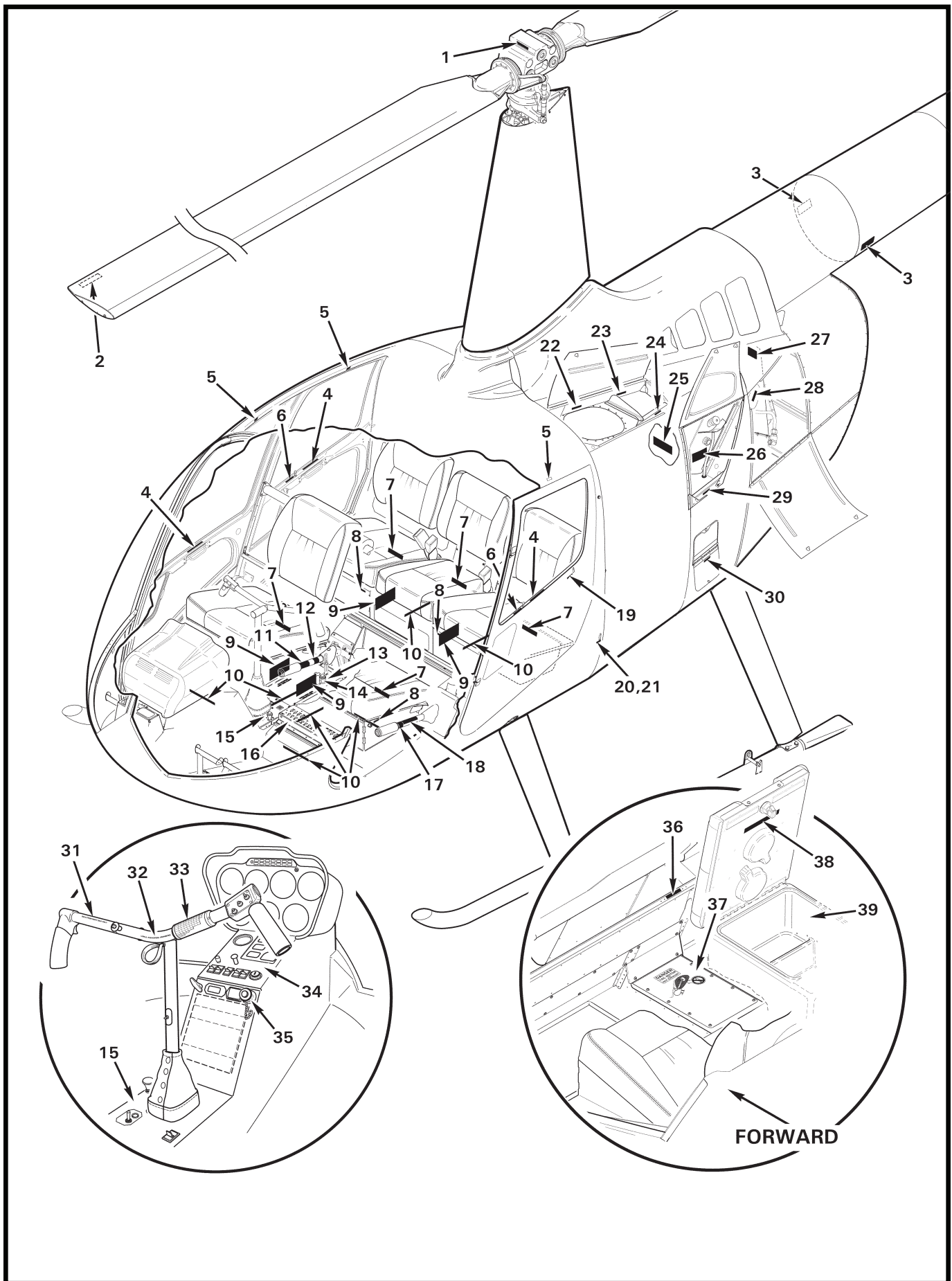


FIGURE AND INDEX NUMBER	PART NUMBER	DESCRIPTION	PARTS AVAIL	QTY PER ASSY	
PLACARDS AND MARKINGS*					
11-1-1	A654-18	Decal – "LEVEL HERE"	X	1	
	B841-19	Brazilian Decal	X	1	
2	A654-25	Decal – "NEVER PULL DOWN / PUSH UP OPPOSITE BLADE"	X	2	
	B841-23	Brazilian Decal	X	2	
	B842-18	Chinese Decal	X	2	
3	A654-94	Decal – "DANGER HOT EXHAUST"	X	2	
	B841-30	Brazilian Decal	X	2	
	B842-20	Chinese Decal	X	2	
	B830-97	Russian Decal	X	2	
4	F654-21	Decal – "TO CLOSE: SLIDE HANDLE AFT AND DOWN..."	X	4	
	B841-62	Brazilian Decal	X	4	
	B842-32	Chinese Decal	X	4	
	B830-86	Russian Decal	X	4	
5	F654-22	Decal – "EXIT" (above each cabin door)	X	4	
	B841-63	Brazilian Decal	X	4	
	B842-33	Chinese Decal	X	4	
	B830-96	Russian Decal	X	4	
6	F654-20	Decal – "PUSH TO LOCK / DO NOT LOCK IN FLIGHT"	X	2	
	B841-61	Brazilian Decal	X	2	
	B842-31	Chinese Decal	X	2	
	B830-87	Russian Decal	X	2	
7	F654-19	Decal – "ENERGY-ABSORBING SEAT / DO NOT MODIFY"	X	5	
	B830-88	Russian Decal	X	5	
8	C654-17	Decal – "INTERCOM"	X	3	
	9	F654-10	Decal – "CAUTION" (seat compartment loading)	X	4
		B841-56	Brazilian Decal	X	4
		B842-30	Chinese Decal	X	4
B830-89		Russian Decal	X	4	
10	F654-17	Decal – "MAX FILL LINE"	X	7	
	B830-90	Russian Decal	X	4	
11	F654-1	Decal – "THROTTLE OPEN"	X	1	
12	A654-7	Decal – "FRICTION INCREASE" (collective stick)	X	1	

NOTES * Decal and Marking text in quotes. Markings are silk screened on the component.

Continues

FIGURE AND INDEX NUMBER	PART NUMBER	DESCRIPTION	PARTS AVAIL	QTY PER ASSY
		PLACARDS AND MARKINGS* (Cont'd)		
11-1-13	F445-1	Marking – “NO STOWAGE KEEP AREA CLEAR” (Cover Assembly, FWD Tunnel)	X	1
	F445-3	Marking – “NO STOWAGE KEEP AREA CLEAR” (Cover Assembly, FWD Tunnel; float ships; not shown)	X	1
	B841-33	Brazilian Decal (covers marking “NO STOWAGE...”)	X	1
	B842-23	Chinese Decal (covers marking “NO STOWAGE...”)	X	2
	B830-50	Russian Decal (covers marking “NO STOWAGE...”)	X	2
14	A654-45	Decal – “FUEL CONTROL ...” (A950-1 Guard Assy; fuel valve)	X	1
15	F444-1	Marking – “NO SMOKING” (Cover, cyclic box)	X	1
	B841-18	Brazilian Decal (covers marking “NO SMOKING”)	X	4
	B842-16	Chinese Decal (covers marking “NO SMOKING”)	X	2
	B830-55	Russian Decal (covers marking “NO SMOKING”)	X	2
16	F490-3	Panel Assembly – Circuit Breaker	X	1
	F490-1	Panel Assembly – Circuit Breaker (earlier ships)	X	1
17	A654-6	Decal – “THROTTLE OPEN” (collective stick)	X	1
18	A654-21	Decal – “NO STOWAGE / KEEP AREA CLEAR”	X	1
	B841-21	Brazilian Decal	X	2
	B842-17	Chinese Decal	X	2
19	A654-12	Decal – “OPEN” (LH door, outside; black lettering)	X	2
	B841-17	Brazilian Decal	X	A/R
	B842-15	Chinese Decal	X	A/R
	B830-25	Russian Decal (white lettering on red background)	X	2
	A654-10	Decal – “OPEN” (LH door, outside; white lettering)	X	2
	B841-15	Brazilian Decal	X	A/R
	B842-13	Chinese Decal	X	2
	B830-25	Russian Decal (white lettering on red background)	X	2
20	C654-7	Decal – “STATIC PORT” (black lettering)	X	2
21	C654-8	Decal – “STATIC PORT” (white lettering)	X	2
22	F654-5	Decal – “FUEL GRADE”	X	1
	B841-51	Brazilian Decal	X	1
	B842-25	Chinese Decal	X	1
	B830-91	Russian Decal (installed on G257-1 shield below F654-5 decal)	X	2
23	G682-32	Decal – “GROUND HERE BEFORE...”	X	1
	B841-67	Brazilian Decal	X	1
	B842-26	Chinese Decal	X	1

NOTES * Decal and Marking text in quotes. Markings are silk screened on the component.

Continues

FIGURE AND INDEX NUMBER	PART NUMBER	DESCRIPTION	PARTS AVAIL	QTY PER ASSY
PLACARDS AND MARKINGS* (Cont'd)				
11-1-24	F654-15	Decal – "STEP HERE/HAND HOLD"	X	1
25	F654-12	Decal – "HYDRAULIC FLUID AND GEARBOX OIL"	X	1
	B841-57	Brazilian Decal	X	1
26	F654-3	Decal – "ENGINE OIL"	X	1
27	23052363**	Decal – "WARNING: FAILURE TO PROPERLY INSTALL..." . . .	X	1
28	A654-38	Decal – "PUSH TO OPEN"	X	1
	B841-25	Brazilian Decal	X	1
29	F654-11	Decal – "STEP HERE"	X	1
30	F654-16	Decal – "STEP HERE LEFT FOOT"	X	1
31	A321-21	Marking – "SOLO FROM RIGHT SEAT ONLY" (Ref; Weldment, Pistol Grip; Left side, see Figure 67-11)		
	A321-19	Marking – "SOLO FROM RIGHT SEAT ONLY" (Ref; Weldment, Pistol Grip; Left side, earlier ships)		
32	A756-25	Marking – "LOW-G PUSHOVERS PROHIBITED" (Ref; Weldment, Pistol Grip; Right side, see Figure 67-11)		
	A756-24	Marking – "LOW-G PUSHOVERS PROHIBITED" (Ref; Weldment, Pistol Grip; Right side, earlier ships, see Figure 67-11)		
33	F654-4	Decal – "NEVER EXCEED SPEED"	X	1
	F654-28	Decal – "NEVER EXCEED SPEED" (float ships / police version; not shown)	X	1
34	B051-20	Face Assembly – R66 "R66 TURBINE" (Phaotron)	X	1
35	A654-45	Decal – "FUEL CONTROL GUARD INSTALL BEFORE TAKEOFF" (A950-3 guard assembly, fuel cutoff)	X	1
36	A654-17	Decal – "NO SMOKING"	X	1
	B841-18	Brazilian Decal	X	1
37	F463-1	Marking – "DANGER TAIL ROTOR AND HOT EXHAUST" (cover assembly, mid tunnel)	X	1
	B830-92	Russian Decal (covers existing marking)	X	1
38	F654-27	Decal – "MAXIMUM COMPARTMENT CAPACITY: 10 LB (4.5 KG)" (console compartment capacity)	X	1
	B841-65	Brazilian Decal	X	A/R
39	G749-2	Console Assembly (Ref; includes item 38)		

NOTES * Decal and Marking text in quotes. Markings are silk screened on the component.
 ** Rolls Royce part number.

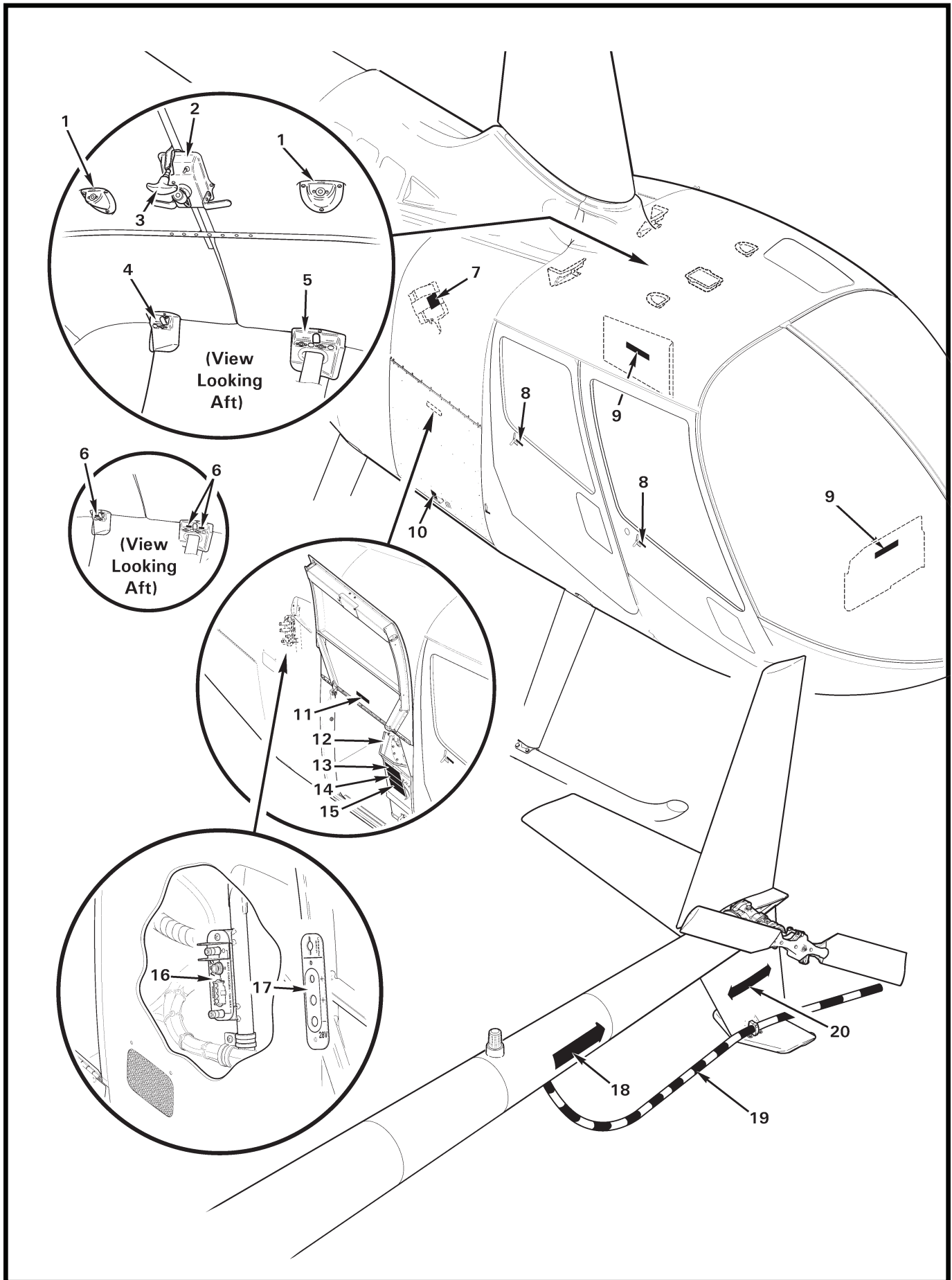


FIGURE AND INDEX NUMBER	PART NUMBER	DESCRIPTION	PARTS AVAIL	QTY PER ASSY
		PLACARDS AND MARKINGS*		
11-5-1	C710-1	Marking – “HEADSET” (cover)	X	2
2	C712-2	Marking – “MAP LIGHT HIGH/LOW/OFF, CABIN LIGHT ON/OFF” (cover, spotlight)	X	1
3	D119-1	Marking – “BRAKE” (handle; rotor brake)	X	1
4	F436-6	Marking – “HEADSET” (RH, cover assembly)	X	1
5	F436-5	Marking – “HEADSET HEADSET” (LH, cover assembly)	X	1
6	A654-16	Decal – “HEADSET” (early R66s)	X	3
7	F654-25	Decal (dongle programming instructions)	X	1
8	A654-11	Decal – “OPEN” (RH door, outside; black lettering)	X	2
	B841-16	Brazilian Decal	X	A/R
	B830-24	Russian Decal (white text on red background)	X	2
	A654-9	Decal – “OPEN” (RH door, outside; white lettering)	X	2
	B841-14	Brazilian Decal	X	A/R
	B830-24	Russian Decal (white text on red background)	X	2
9	F654-24	Decal – “BATTERY LOCATED BEHIND THIS PANEL”	X	1
10	F654-8	Decal – “LATCH” (black lettering)	X	1
	B841-54	Brazilian Decal	X	A/R
	B830-93	Russian Decal	X	2
	F654-9	Decal – “LATCH” (white lettering)	X	1
	B841-55	Brazilian Decal	X	A/R
	B830-94	Russian Decal	X	2
11	F654-7	Decal – “CAUTION...” (baggage compartment loading)	X	1
	G682-30	Decal – “CAUTION...” (baggage compartment loading, aux fuel tank installed)	X	1
	B841-53	Brazilian Decal	X	A/R
	B842-27	Chinese Decal	X	1
	B830-95	Russian Decal	X	2
	F654-26	Decal – “CAUTION...” (baggage compartment loading; police version)	X	1
	B841-64	Brazilian Decal	X	A/R
12	G010-2	AUX Tank Assembly (Ref)		
13	F654-5	Decal – “JET FUEL ONLY...” (Ref)		
14	G682-37	Decal – “Caution...” (weight limitations)	X	1
15	B830-91	Russian Decal (Russian version of item 14)	X	1
16	G598-5	Faceplate (Battery Minder charger 20A)	X	1
	G598-3	Faceplate (Battery Minder charger 10A; earlier ships)	X	1

NOTES * Decal and Marking text in quotes. Markings are silk screened on the component.

Continues

FIGURE AND INDEX NUMBER	PART NUMBER	DESCRIPTION	PARTS AVAIL	QTY PER ASSY
PLACARDS AND MARKINGS* (Cont'd)				
11-5-17	G598-2	Marking – “28V / BATT CHARGE” (faceplate, earlier ships; for spares)	X	A/R
	G598-1	Marking – “28V / BATT CHARGE” (faceplate, earlier ships) . .	O	1
18	A654-3	Decal – “DANGER” (arrow; tail rotor)	X	2
	B841-12	Brazilian Decal	X	2
	B830-99	Russian Decal (trim arrow head fwd end)	X	2
19	D079-1	Tail Rotor Guard (Ref, see Figure 53-25)		
20	C654-2	Decal – “DANGER” (arrow, tail rotor)	X	2
	B841-39	Brazilian Decal	X	2
	B830-23	Russian Decal	X	2

NOTES * Decal and Marking text in quotes. Markings are silk screened on the component.

Intentionally Blank

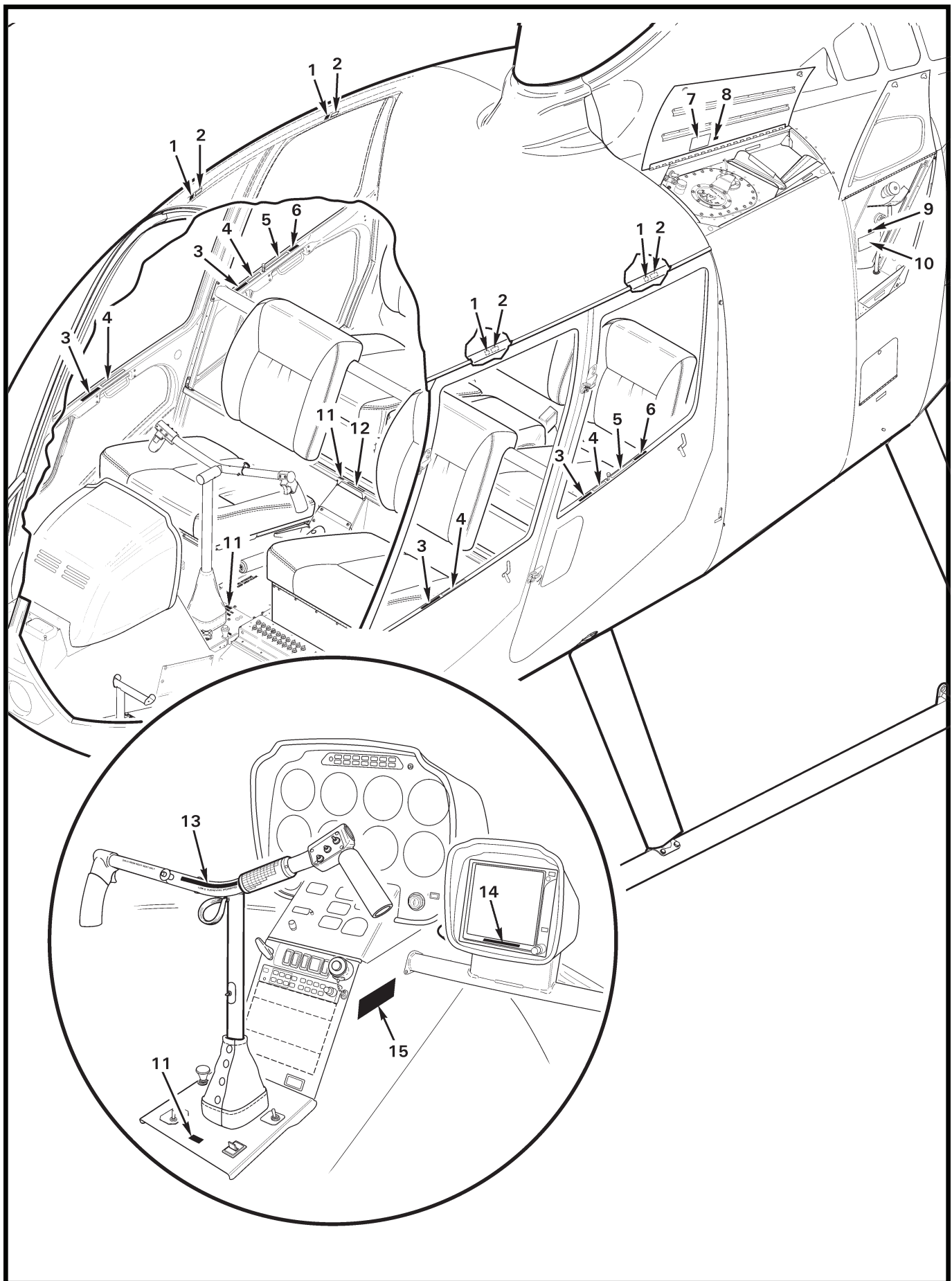


FIGURE AND INDEX NUMBER	PART NUMBER	DESCRIPTION	PARTS AVAIL	QTY PER ASSY
PLACARDS AND MARKINGS* (JAPANESE)				
11-9-1	B840-27	Japanese Decal (above each cabin door, Japanese version of item 2)	X	4
2	F654-22	Decal – “EXIT” (Ref)		
3	B840-25	Japanese Decal (Japanese version of item 4)	X	4
4	F654-21	Decal – “TO CLOSE SLIDE HANDLE...” (Ref)		
5	F654-20	Decal – “PUSH TO LOCK/DO NOT LOCK IN FLIGHT” (Ref)		
6	B840-26	Japanese Decal (Japanese version of item 5)	X	2
7	F654-5	Decal – “FUEL GRADE” (Ref)		
8	B840-24	Japanese Decal (Japanese version of item 7)	X	1
9	B840-21	Japanese Decal (Japanese version of item 10)	X	1
10	F654-3	Decal – “ENGINE OIL” (Ref)		
11	B840-16	Japanese Decal (Japanese version of item 12)	X	2
12	A654-17	Decal – “NO SMOKING” (Ref)		
13	B840-20	Japanese Decal (Low-G Pushovers Prohibited)	X	1
14	B840-23	Japanese Decal (This GPS is Approved for VFR Only)	X	1
15	B840-17	Japanese Decal (Flight Limitations)	X	1

NOTES * Decal and Marking text in quotes. Markings are silk screened on the component.

Intentionally Blank